

ACM® 100-200

In-Line Mixed Flow Fan Models



Features & Benefits

- Designed and manufactured in UK
- Two speed selectable motor
- Timer versions available
- Removable motor core assembly
- Rotating motor chassis assembly
- Supplied complete for installation
- IP44 rated
- Aesthetically pleasing with wipe clean polymer casing

Ducted Ventilation

Vent Axia has designed a complete range of energy efficient Mixed Flow In-Line fans that are now quieter, offer two and half times the pressure of conventional axial fans and are dimensionally more compact making them ideal for many ducted applications.

The ACM Mixed Flow In-line fan can operate in both horizontal and vertical positions.

Motor

All motors are fitted with Standard Thermal Overload Protection (S.T.O.P.). Designed for ambient temperatures up to +50°C. All sizes with capacitor run motors. All sizes are Class II appliances. Supply voltage 220-240V/1/50Hz.

Installation

These units have a separate footplate for simple location mounting and detachable spigots for simple connection to ducting. The motor body chassis now rotates to provide connection in acute spaces. Cleaning the product has also become simple as all parts can be removed without removing the ducting.

Controller

For optimum performance use a Vent-Axia 1.5 Amp electronic controller. Surface mounted providing variable speed control with an On/Off/sensor slider with indication light. There is an adjustable minimum speed setting. The controller has electrical connections for use with suitable external sensors. Cannot be used with timer models.

1.5 Amp Controller (Suitable for 100mm - 200mm models) Dimensions: 86 x 156 x 53mm (H x W x D).

Stock Ref
W300310

For flush fitting a metal wall box accessory is available.

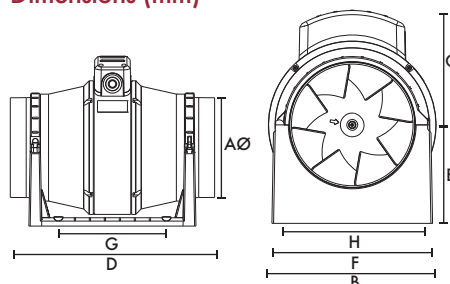
Stock Ref
400144

Hole for wall box: 80 x 150 x 150mm (H x W x D).

Models

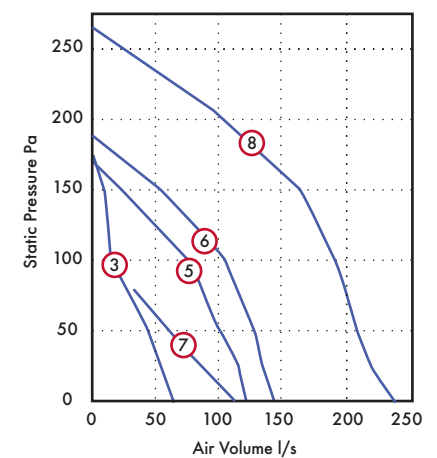
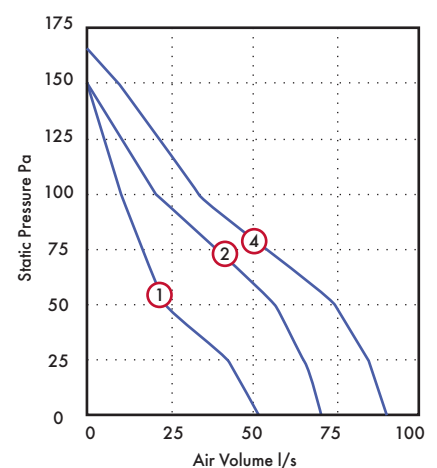
Model	Stock Ref
ACM100	17104010
ACM100T	17104020
ACM125	17105010
ACM125T	17105020
ACM150	17106010
ACM150T	17106020
ACM200	17108010
ACM200T	17108020

Dimensions (mm)



Size	100	125	150	200
A∅	97	122	147	199.5
B	178	178	200	223
C	124	124	138	146
D	298	259	350	300
E	96	96	118	130
F	168	168	192	195
G (fixing hole)	120	120	162	100
H (fixing hole)	153.5	153.5	178	180

Performance



Size	Curve	Nominal				dB(A) at 3m
		r.p.m	l/s @ 0Pa	Watts	Amps	
100	1	L 1670	52	18	0.09	20
	2	H 2200	71	23	0.1	23
125	3	L 1800	65	25	0.12	20
	4	H 2400	91	30	0.13	24
150	5	L 1870	123	42	0.19	31
	6	H 2350	145	48	0.21	35
200	7	L 1411	111	114	0.51	32
	8	H 2250	240	107	0.48	38