

Abet Rigid Laminate®



These Phenolic sheets consists of layers of opaque coloured plastic firmly bonded together as one, the material can be engraved to reveal the contrasting colour lamination in its sandwich core. Abet Engraving Laminates are renowned for their hard wearing capabilities and high impact resistance. Rigid laminate can be drilled, sawn, rotary engraved.

Sheet Sizes and Thicknesses

Sheet size: 1300 x 605 mm


Thickness: (3 ply) 1.5 mm (1/16") Code AB150
(3 ply) 3.0 mm (1/8") Code AB300

Specifications


Material:	Hard Durable Melamine
Finish:	Gloss (Black/White/Black available in Matt)
Interior use:	✓
Exterior use:	×
Engraving method:	Rotary
Engraving depth:	No less than 0.2mm (0.007")
Cutting method:	Drills / saw / rotary
Other features:	Bonds, bevels

Uses

- Interior Signs ■ Badges ■ Nameplates
- Door Furniture ■ Plaques ■ Kick Plates
- ID Tags




Bright White / Black / Bright White
AB150-BWBKBW



White / Black / White
AB150-WBKW
AB300-WBKW




Black / White / Black
AB150-BKWBK
AB300-BKWBK



White / Red / White
AB150-WRDW
AB300-WRDW



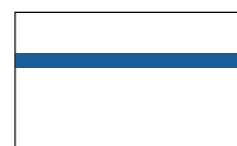
Red / White / Red
AB150-RDWRD
AB300-RDWRD



White / Green / White
AB150-WGNW
AB300-WGNW



Green / White / Green
AB150-GNWGN
AB300-GNWGN



White / Blue / White
AB150-WBUW
AB300-WBUW



Blue / White / Blue
AB150-BUWBU
AB300-BUWBU



Yellow / Black / Yellow
AB150-YBKY
AB300-YBKY



Black / White / Brown
AB150-BKWBR
AB300-BKWBR



Orange / White / Orange
AB150-ORWOR
AB300-ORWOR



Grey / White / Grey
AB150-GYWGY
AB300-GYWGY



Gold / Black / Silver
AB150-GLBKSV
AB300-GLBKSV




Gold / Black / Silver Brushed
AB150-GLBKSV-BR
AB300-GLBKSV-BR



Silver Matte / Black / Silver Matte
AB150-SVBKSV-M
AB300-SVBKSV-M



Gold Brushed / Black / Gold Brushed
AB150-GLBKGL-BR
AB300-GLBKGL-BR



Available cut to bed size



Tel: (Bristol) 0117 911 4367 or (Dublin) 01 4641 488 Web: www.csionline.co.uk